



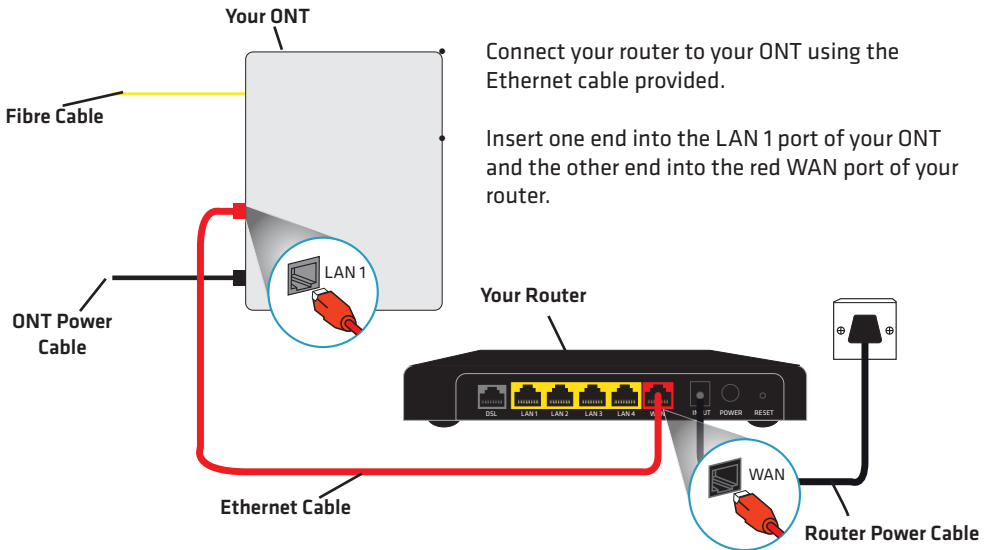
Router Set Up Guide



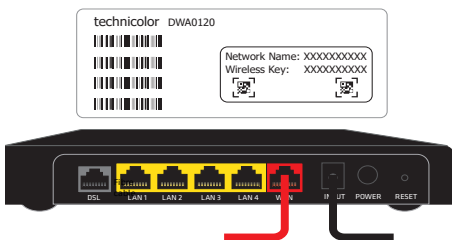
How to connect to a wireless and wired connection

If you have access to data services, you view our online instructions and FAQs, which will talk you through setting up your equipment - www.business.seethelight.co.uk/help/getting-started

1 Connect your router to your Optical Network Terminal (ONT)*



2 Connecting to your WiFi



- You can find details of your Network Name and Wireless key (password) on a card in the box.
- Enter these details into your wireless device to connect to the wireless network.

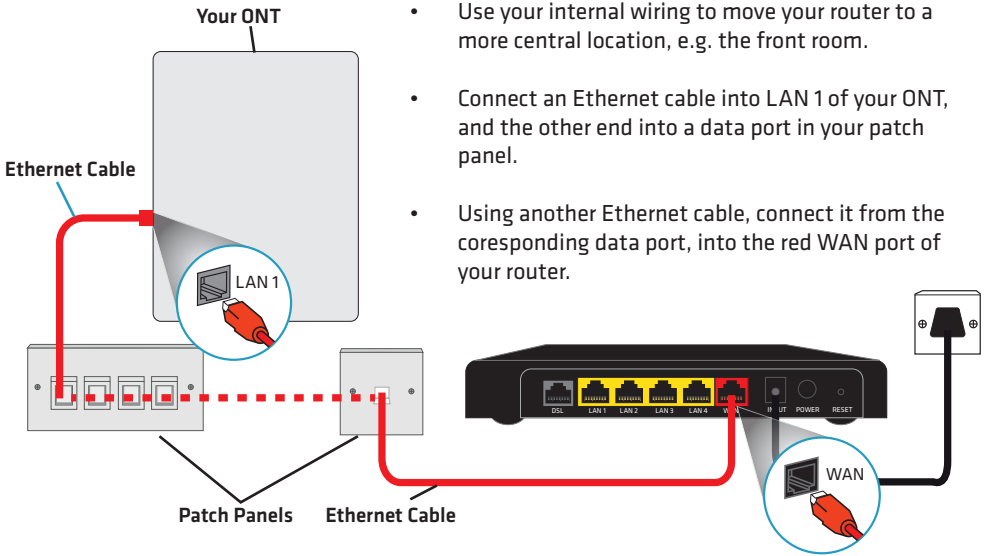
3 If you would rather use a wired connection...

Take another Ethernet cable, insert it into any of the router's remaining LAN ports (1 - 4) and the other end into your internet enabled device.

* Please note, your ONT may vary in colour, style and model.

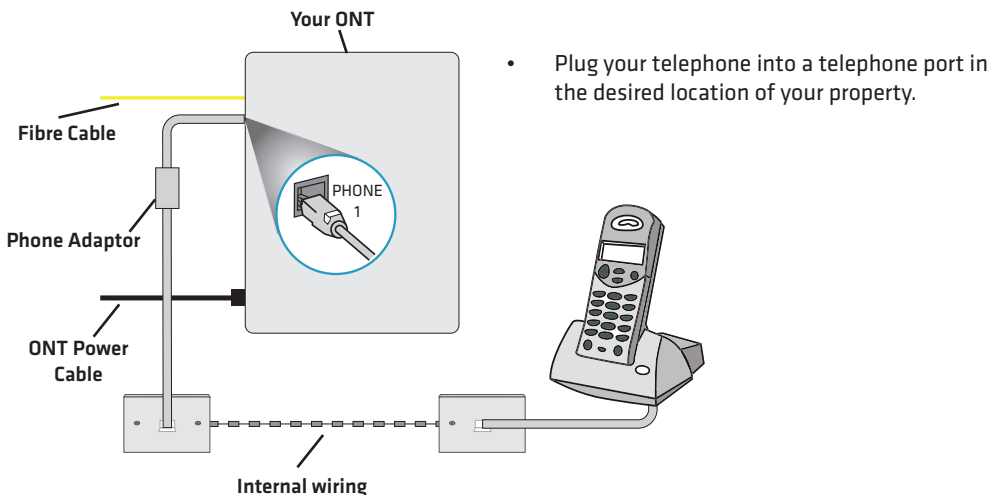
How to connect using internal wiring

1 Connecting to the internet using internal wiring



How to connect your phone

1 Connect your phone using internal wiring



Changing your router settings

If you would like to change any of your router's settings, such as changing the admin password, the router's WiFi channel, the encryption type and key or the SSID, then follow the instructions below.

- Launch your web browser.
- In the address bar, type: <http://192.168.1.254>
- Enter the username and password into the router's web page:

Credentials for logging in to the router:

Username: admin
Password: quick

Using your equipment safely

You should follow the instructions in this setup guide to avoid equipment being set up incorrectly or in an unsafe manner. If you are concerned about the instructions in this guide or the safety of your equipment, please contact seethelight on **0800 331 7638** or contact us via email at businessenquiries@seethelight.co.uk.

The equipment provided to you has been constructed to meet international safety standards. However, you must ensure you always take care when setting up your equipment.

Contacting seethelight

At seethelight we value and encourage customer feedback on any aspect of our service. If you would like to get in touch with us, you can do so in the following ways:

Phone: 0800 331 7638

Email: businessenquiries@seethelight.co.uk

Post: seethelight, Driscoll 2, Ellen Street, Cardiff, CF10 4BP

Internet: You can visit seethelight's 'Help' section on our website: www.business.seethelight.co.uk

There are many helpful guides on our website, where you can find more information on:

- Broadband help, including setting up your equipment, wireless help and troubleshooting
- Telephone help, including setting up voice services such as Voicemail and Call Divert.
- Billing and Accounts, including setting up an online account or changing your details.

If you are calling to report a broadband fault, we recommend that you are at home with your router and PC powered on.